

# Austin Area

## PUBLIC SCHOOL RATINGS & DISTRICT INFORMATION

Texas Education Agency Accountability Ratings  
Based on Data from the 2009-2010 School Year



- Austin ISD • Bastrop ISD • Del Valle ISD • Dripping Springs ISD • Eanes ISD • Elgin ISD • Florence ISD • Georgetown ISD • Hays CISD •  
• Hutto ISD • Lago Vista ISD • Lake Travis ISD • Leander ISD • Liberty Hill ISD • Manor ISD • Pflugerville ISD • Round Rock ISD •  
• San Marcos CISD • • Smithville ISD • Taylor ISD • Thrall ISD • Wimberley ISD •



The state of Texas annually rates its public schools and districts on the academic performance of it's students. This brochure breaks down the schools into each rating category, including summaries of the acknowledgments for the entire district.

## Austin ISD • 414.1700

[www.austinisd.org](http://www.austinisd.org)

Enrollment .....	82,181
Average Daily Attendance.....	94.2%
Drop Out Rate (Grades7-12 school year 06-07).....	3.0%
% Mastery of TAKS Tests.....	67%
% Of Students taking SAT.....	81.1%
Average SAT Score.....	1034
Student / Teacher Ratio.....	14.1 : 1
Tax Rate.....	1.163
Per Pupil Expenditure.....	8,245

## Austin ISD

Accountability Rating: Academically Acceptable

Campus Rating	Number of Schools
Exemplary	32
Recognized	36
Academically Acceptable	41
Academically Unacceptable	1
Aea: Academically Acceptable	6
Aea: Academically Unacceptable	0
Not Rated: Other	6
<b>Total</b>	<b>122</b>

### Campus Rating

Campus	Rating
AUSTIN H S	Recognized
LANIER H S	Academically Acceptable
MCCALLUM H S	Academically Acceptable
REAGAN H S	Academically Acceptable
TRAVIS H S	Academically Acceptable
CROCKETT H S	Academically Acceptable
ANDERSON H S	Recognized
ALT. LEARNING CENT	Not Rated: Other
BOWIE H S	Recognized
LBJ HIGH SCHOOL	Academically Acceptable
GARZA IN. H S	AEA: Academically Acceptable
AKINS H S	Recognized
LASA HIGH SCHOOL	Exemplary
EASTSIDE MEMORIAL	Academically Unacceptable
TRAVIS COUNTY DAY	AEA: Academically Acceptable
RICHARDS for WOMEN	Exemplary
INTERNATIONAL H S	AEA: Academically Acceptable
TRAVIS CO. JUVENILE	AEA: Academically Acceptable
PHOENIX ACADEMY	AEA: Academically Acceptable
LEADERSHIP ACAD.	AEA: Academically Acceptable
FULMORE M S	Academically Acceptable
KEALING M S	Academically Acceptable
LAMAR M S	Academically Acceptable
BURNET M S	Academically Acceptable
O HENRY M S	Academically Acceptable
PEARCE M S	Academically Acceptable
MARTIN M S	Academically Acceptable
MURCHISON M S	Recognized
WEBB M S	Academically Acceptable
BEDICHEK M S	Academically Acceptable
DOBIE M S	Recognized

GARCIA M S	Academically Acceptable
COVINGTON M S	Academically Acceptable
MENDEZ M S	Academically Acceptable
BAILEY M S	Recognized
SMALL M S	Recognized
PAREDES M S	Recognized
ALLISON EL	Academically Acceptable
ANDREWS EL	Recognized
BARTON HILLS EL	Exemplary
BECKER EL	Exemplary
BLACKSHEAR EL	Academically Acceptable
BLANTON EL	Exemplary
BRENTWOOD EL	Recognized
BROOKE EL	Recognized
BROWN EL	Academically Acceptable
BRYKER WOODS EL	Recognized
CAMPBELL EL	Academically Acceptable
CASIS EL	Exemplary
CUNNINGHAM EL	Academically Acceptable
DAWSON EL	Exemplary
ACES- ALT. CENTER	Not Rated: Other
GOVALLE EL	Academically Acceptable
GULLETT EL	Exemplary
HARRIS EL	Recognized
HIGHLAND PARK EL	Exemplary
JOSLIN EL	Exemplary
LEE EL	Exemplary
MAPLEWOOD EL	Academically Acceptable
MATHEWS EL	Exemplary
METZ EL	Exemplary
OAK SPRINGS EL	Exemplary
ORTEGA EL	Exemplary
SANCHEZ EL	Recognized
PEASE EL	Exemplary
PECAN SPRINGS EL	Academically Acceptable
PLEASANT HILL EL	Academically Acceptable
READ PRE-K	Not Rated: Other
REILLY EL	Recognized
RIDGETOP EL	Exemplary
ST ELMO EL	Recognized
SUMMITT EL	Exemplary
SIMS EL	Exemplary
TRAVIS HTS EL	Recognized
WALNUT CREEK EL	Academically Acceptable
ALLAN EL	Academically Acceptable
PATTON EL	Exemplary
WOOTEN EL	Recognized
ZAVALA EL	Recognized
ZILKER EL	Exemplary
MENCHACA EL	Academically Acceptable
OAK HILL EL	Exemplary
BARRINGTON EL	Academically Acceptable
NORMAN EL	Recognized
PILLOW EL	Exemplary
WOOLDRIDGE EL	Academically Acceptable
DOSS EL	Exemplary
HILL EL	Exemplary
ODOM EL	Academically Acceptable
WINN EL	Recognized
SUNSET VALLEY EL	Exemplary
GRAHAM EL	Exemplary
LINDER EL	Recognized
COOK EL	Recognized
HOUSTON EL	Recognized
HART EL	Recognized
PICKLE EL	Recognized
MCBEE EL	Recognized
WILLIAMS EL	Academically Acceptable
LANGFORD EL	Academically Acceptable
BOONE EL	Recognized

PALM EL	Recognized
KOCUREK EL	Academically Acceptable
CASEY EL	Academically Acceptable
RODRIGUEZ EL	Academically Acceptable
WIDEN EL	Academically Acceptable
GALINDO EL	Recognized
JORDAN EL	Recognized
DAVIS EL	Recognized
KIKER EL	Exemplary
MILLS EL	Exemplary
BARANOFF EL	Exemplary
COWAN EL	Exemplary
CLAYTON EL	Exemplary
BLAZIER EL	Academically Acceptable
OVERTON EL	Recognized
PEREZ EL	Recognized
AUSTIN ST HOSPITAL	Not Rated: Other
ROSEDALE	Not Rated: Other



## Bastrop ISD • 321.2292

[www.bastrop.isd.tenet.edu](http://www.bastrop.isd.tenet.edu)

Enrollment .....	8,521
Average Daily Attendance.....	94.7%
Drop Out Rate (Grades7-12 school year 06-07).....	3.3%
% Mastery of TAKS Tests.....	65%
% Of Students taking SAT.....	61.4%
Average SAT Score.....	976
Student / Teacher Ratio.....	14.8 : 1
Tax Rate.....	1.501
Per Pupil Expenditure.....	7,863

## Bastrop ISD

Accountability Rating: Academically Acceptable

Campus Rating	Number of Schools
Exemplary	0
Recognized	7
Academically Acceptable	4
Academically Unacceptable	0
Aea: Academically Acceptable	1
Aea: Academically Unacceptable	0
Not Rated: Other	1
<b>Total</b>	<b>13</b>

### Campus Rating

Campus	Rating
BASTROP H S	Academically Acceptable
GENESIS H S	AEA: Academically Acceptable
GATEWAY SCH	Not Rated: Other
BASTROP MIDDLE	Academically Acceptable
EMILE ELEMENTARY	Recognized
MINA ELEMENTARY	Recognized
CEDAR CREEK EL	Academically Acceptable
BASTROP INTER	Academically Acceptable
CEDAR CREEK MS	Recognized
RED ROCK ELEM	Recognized
CEDAR CREEK INTER	Recognized
BLUEBONNET ELEM	Recognized
LOST PINES ELEM	Recognized

**Del Valle ISD • 386.3000**

[www.del-valle.k12.tx.us](http://www.del-valle.k12.tx.us)


Enrollment .....	9,159
Average Daily Attendance.....	96.1%
Drop Out Rate (Grades7-12 school year 06-07).....	2.3%
% Mastery of TAKS Tests.....	61%
% Of Students taking SAT.....	55.7%
Average SAT Score.....	845
Student / Teacher Ratio.....	14.4 : 1
Tax Rate.....	1.480
Per Pupil Expenditure.....	7,514

**Del Valle ISD**

*Accountability Rating: Recognized*

Campus Rating	Number of Schools
Exemplary	1
Recognized	7
Academically Acceptable	2
Academically Unacceptable	0
Aea: Academically Acceptable	1
Aea: Academically Unacceptable	0
Not Rated: Other	1
<b>Total</b>	<b>12</b>

Campus	Rating
DEL VALLE H S	Recognized
DEL VALLE OP CTR	AEA: Academically Acceptable
TRAVIS CO J J A E P	Not Rated: Other
DEL VALLE J H	Recognized
JOHN P OJEDA JR H	Academically Acceptable
POPHAM EL	Recognized
SMITH EL	Exemplary
HILLCREST EL	Recognized
BATY EL	Academically Acceptable
HORNSBY-DUNLAP EL	Recognized
DEL VALLE ELEM	Recognized
CREEDMOOR EL	Recognized



**Dripping Springs ISD**

*Accountability Rating: Recognized*

Campus Rating	Number of Schools
Exemplary	3
Recognized	2
Academically Acceptable	0
Academically Unacceptable	0
AEA: Academically Acceptable	0
AEA: Academically Unacceptable	0
Not Rated- Other	0
<b>Total</b>	<b>5</b>

Campus	Rating
DRIPPING S. H S	Exemplary
DRIPPING S.MID	Recognized
DRIPPING S. ELEM	Recognized
WALNUT SPRINGS EL	Exemplary
ROOSTER SPRINGS EL	Exemplary

**Eanes ISD • 329.3600**

[www.eanes.k12.tx.us](http://www.eanes.k12.tx.us)

Enrollment .....	7,306
Average Daily Attendance.....	96.4%
Drop Out Rate (Grades7-12 school year 06-07).....	0.6%
% Mastery of TAKS Tests.....	95%
% Of Students taking SAT.....	N/A
Average SAT Score.....	1192
Student / Teacher Ratio.....	13.2 : 1
Tax Rate.....	1.203
Per Pupil Expenditure.....	8,847

**Eanes ISD**

*Accountability Rating: Exemplary*

Campus Rating	Number of Schools
Exemplary	9
Recognized	0
Academically Acceptable	0
Academically Unacceptable	0
AEA: Academically Acceptable	0
AEA: Academically Unacceptable	0
Not Rated- Other	0
<b>Total</b>	<b>9</b>

Campus	Rating
WESTLAKE H S	Exemplary
HILL COUNTRY MI	Exemplary
WEST RIDGE MI	Exemplary
EANES EL	Exemplary
CEDAR CREEK EL	Exemplary
VALLEY VIEW EL	Exemplary
FOREST TRAIL EL	Exemplary
BARTON CREEK EL	Exemplary
BRIDGE POINT EL	Exemplary

**Elgin ISD**

*Accountability Rating: Academically Acceptable*

Campus Rating	Number of Schools
Exemplary	0
Recognized	2
Academically Acceptable	4
Academically Unacceptable	0
AEA: Academically Acceptable	1
AEA: Academically Unacceptable	0
Not Rated- Other	0
<b>Total</b>	<b>7</b>

Campus	Rating
ELGIN H S	Academically Acceptable
PHOENIX HS	AEA: Academically Acceptable
ELGIN MS	Academically Acceptable
WASHINGTON ELEM	Recognized
ELGIN ELEM. North	Academically Acceptable
ELGIN ELEM. South	Academically Acceptable
NEIDIG EL	Recognized



**Florence ISD • 254.793.2850**

[www.florence.k12.tx.us](http://www.florence.k12.tx.us)

Enrollment .....	1,064
Average Daily Attendance.....	95.8%
Drop Out Rate (Grades7-12 school year 06-07).....	0.2%
% Mastery of TAKS Tests.....	77%
% Of Students taking SAT.....	72.9%
Average SAT Score.....	1002
Student / Teacher Ratio.....	13.1 : 1
Tax Rate.....	1.230
Per Pupil Expenditure.....	8,868

**Florence ISD**

*Accountability Rating: Academically Acceptable*

Campus Rating	Number of Schools
Exemplary	1
Recognized	1
Academically Acceptable	1
Academically Unacceptable	0
AEA: Academically Acceptable	0
AEA: Academically Unacceptable	0
Not Rated- Other	0
<b>Total</b>	<b>3</b>

Campus	Rating
FLORENCE H S	Academically Acceptable
FLORENCE MIDDLE	Recognized
FLORENCE EL	Exemplary

**Dripping Springs ISD • 858.4905**

[www.dripping-springs.k12.tx.us](http://www.dripping-springs.k12.tx.us)

Enrollment .....	4,010
Average Daily Attendance.....	96.3%
Drop Out Rate (Grades7-12 school year 06-07).....	0.4%
% Mastery of TAKS Tests.....	88%
% Of Students taking SAT.....	95.8%
Average SAT Score.....	1120
Student / Teacher Ratio.....	15.9 : 1
Tax Rate.....	1.415
Per Pupil Expenditure.....	7,511

**Elgin ISD • 281.3434**

[www.elginisd.k12.tx.us](http://www.elginisd.k12.tx.us)

Enrollment .....	3,703
Average Daily Attendance.....	95.6%
Drop Out Rate (Grades7-12 school year 06-07).....	3.0%
% Mastery of TAKS Tests.....	58%
% Of Students taking SAT.....	61.1%
Average SAT Score.....	915
Student / Teacher Ratio.....	15.0 : 1
Tax Rate.....	1.440
Per Pupil Expenditure.....	7,172

**Georgetown ISD • 943.5000**

[www.georgetown.txed.net](http://www.georgetown.txed.net)

Enrollment .....	9,902
Average Daily Attendance.....	95.9%
Drop Out Rate (Grades7-12 school year 06-07).....	3.0%
% Mastery of TAKS Tests.....	83%
% Of Students taking SAT.....	76.2%
Average SAT Score.....	1044
Student / Teacher Ratio.....	12.9 : 1
Tax Rate.....	1.290
Per Pupil Expenditure.....	8,058

**Georgetown ISD**

Accountability Rating: Academically Acceptable

Campus Rating	Number of Schools
Exemplary	7
Recognized	7
Academically Acceptable	1
Academically Unacceptable	0
AEA: Academically Acceptable	1
AEA: Academically Unacceptable	0
Not Rated- Other	3
<b>Total</b>	<b>19</b>

Campus	Rating
GEORGETOWN H S	Academically Acceptable
CHIP RICHARTE H S	AEA: Academically Acceptable
GEORGETOWN ALTER	Not Rated: Other
GEORGETOWN 9TH	Recognized
DOUGLAS BENOLD MI	Recognized
JAMES TIPPIT MI	Recognized
FORBES MI	Recognized
ANNIE PURL EL	Exemplary
CARVER EL	Exemplary
FROST EL	Recognized
PAT COOPER EL	Exemplary
DELL PICKETT EL	Exemplary
RAYE MCCOY EL	Recognized
THE VILLAGE EL	Exemplary
WILLIAMS ELEM	Exemplary
JO ANN FORD EL	Exemplary
MITCHELL EL	Recognized
WIL CO J J A E P	Not Rated: Other



**Hays ISD • 268.2141**

[www.hayscisid.com](http://www.hayscisid.com)

Enrollment .....	12,981
Average Daily Attendance.....	96%
Drop Out Rate (Grades7-12 school year 06-07).....	2.0%
% Mastery of TAKS Tests.....	69%
% Of Students taking SAT.....	71%
Average SAT Score.....	954
Student / Teacher Ratio.....	15.0 : 1
Tax Rate.....	1.461
Per Pupil Expenditure.....	7,458

**Hays Cons. ISD**

Accountability Rating: Academically Acceptable

Campus Rating	Number of Schools
Exemplary	4
Recognized	10
Academically Acceptable	4
Academically Unacceptable	0
AEA: Academically Acceptable	1
AEA: Academically Unacceptable	0
Not Rated- Other	3
<b>Total</b>	<b>22</b>

Campus	Rating
JACK C HAYS H S	Academically Acceptable
ALTER IMPACT CTR	Not Rated: Other
HAYS CO ALT E	Not Rated: Other
ACADEMY AT HAYS	AEA: Academically Acceptable
LEHMAN HS	Academically Acceptable
R C BARTON MI	Recognized
DAHLSTROM MI	Recognized
WALLACE MI	Recognized
ARMANDO CHAPA MS	Recognized
RED SIMON	Academically Acceptable
KYLE EL	Recognized
GREEN EL	Recognized
BUDA EL	Exemplary
ELM GROVE EL	Exemplary
SUSIE FUENTES EL	Exemplary
HEMPHILL EL	Academically Acceptable
ROSALIO TOBIAS	Recognized
NEGLEY EL	Exemplary
SCIENCE HALL EL	Recognized
BLANCO VISTA EL	Recognized
CAMINO REAL EL	Recognized

**Hutto ISD • 759.3771**

[www.hutto.txed.net](http://www.hutto.txed.net)

Enrollment .....	4,341
Average Daily Attendance.....	95.7%
Drop Out Rate (Grades7-12 school year 06-07).....	1.9%
% Mastery of TAKS Tests.....	69%
% Of Students taking SAT.....	69.6%
Average SAT Score.....	979
Student / Teacher Ratio.....	13.8 : 1
Tax Rate.....	1.410
Per Pupil Expenditure.....	6,655

**Hutto ISD**

Accountability Rating: Academically Acceptable

Campus Rating	Number of Schools
Exemplary	0
Recognized	4
Academically Acceptable	4
Academically Unacceptable	0
AEA: Academically Acceptable	0
AEA: Academically Unacceptable	0
Not Rated- Other	2
<b>Total</b>	<b>10</b>

Campus	Rating
HUTTO H S	Recognized
WIL COACADEMY	Not Rated: Other
HUTTO MI	Academically Acceptable
FARLEY MI	Academically Acceptable
HUTTO ELEM	Recognized
COTTONWOOD CREEK	Academically Acceptable
RAY ELEM	Recognized
VETERANS HILL ELEM	Academically Acceptable
NADINE JOHNSON EL	Recognized

**Lago Vista ISD • 267.8300**

[www.lagovistaisd.net](http://www.lagovistaisd.net)

Enrollment .....	1,238
Average Daily Attendance.....	96.0%
Drop Out Rate (Grades7-12 school year 06-07).....	0.5%
% Mastery of TAKS Tests.....	87%
% Of Students taking SAT.....	80.0%
Average SAT Score.....	1062
Student / Teacher Ratio.....	13.7 : 1
Tax Rate.....	1.200
Per Pupil Expenditure.....	8,280

**Lago Vista ISD**

Accountability Rating: Recognized

Campus Rating	Number of Schools
Exemplary	2
Recognized	1
Academically Acceptable	0
Academically Unacceptable	0
AEA: Academically Acceptable	0
AEA: Academically Unacceptable	0
Not Rated- Other	0
<b>Total</b>	<b>3</b>

Campus	Rating
LAGO VISTA HS	Recognized
LAGO VISTA MI	Exemplary
LAGO VISTA EL	Exemplary

**Lake Travis ISD • 533.6000**

[www.laketravis.txed.net](http://www.laketravis.txed.net)

Enrollment .....	5,854
Average Daily Attendance.....	95.9%
Drop Out Rate (Grades7-12 school year 06-07).....	1.3%
% Mastery of TAKS Tests.....	92%
% Of Students taking SAT.....	99.1%
Average SAT Score.....	1107
Student / Teacher Ratio.....	14.9 : 1
Tax Rate.....	1.359
Per Pupil Expenditure.....	7,513

**Lake Travis ISD**

Accountability Rating: Academically Acceptable

Campus Rating	Number of Schools
Exemplary	6
Recognized	2
Academically Acceptable	0
Academically Unacceptable	0
AEA: Academically Acceptable	0
AEA: Academically Unacceptable	0
Not Rated- Other	1
<b>Total</b>	<b>9</b>

Campus	Rating
LAKE TRAVIS H S	Exemplary
LAKE TRAVIS MI	Exemplary
HUDSON BEND MI	Recognized
LAKE TRAVIS EL	Recognized
LAKEWAY EL	Exemplary
BEE CAVE ELEM	Exemplary
LAKE POINTE ELEM	Exemplary
SERENE HILLS EL	Exemplary

**Leander ISD • 434.5000**

[www.leanderisd.org](http://www.leanderisd.org)


Enrollment .....	26,443
Average Daily Attendance.....	95.8%
Drop Out Rate (Grades7-12 school year 06-07).....	2.0%
% Mastery of TAKS Tests.....	84%
% Of Students taking SAT.....	80.8%
Average SAT Score.....	1043
Student / Teacher Ratio.....	14.1 : 1
Tax Rate.....	1.334
Per Pupil Expenditure.....	7,576

**Leander ISD**

Accountability Rating: *Recognized*

Campus Rating	Number of Schools
Exemplary	21
Recognized	11
Academically Acceptable	2
Academically Unacceptable	0
AEA: Academically Acceptable	1
AEA: Academically Unacceptable	0
Not Rated- Other	2
<b>Total</b>	<b>37</b>

Campus	Rating
LEANDER H S	Recognized
CEDAR PARK H S	Recognized
VISTA RIDGE HS	Recognized
ROUSE HS	Recognized
NEW HOPE H S	AEA: Academically Acceptable
CEDAR PARK MI	Exemplary
LEANDER MIDDLE	Exemplary
RUNNING BRUSHY MI	Recognized
ARTIE L HENRY MI	Exemplary
CANYON RIDGE MI	Exemplary
KNOX WILEY MI	Recognized
WHITESTONE EL	Academically Acceptable
ADA MAE FAUBION EL	Exemplary
BLOCK HOUSE CREEK EL	Exemplary
CYPRESS EL	Exemplary
C C MASON EL	Recognized
LOIS F GIDDENS EL	Exemplary
STEINER RANCH EL	Exemplary
PAULINE NAUMANN EL	Recognized
BAGDAD EL	Academically Acceptable
CHARLOTTE COX EL	Exemplary
LAURA BUSH EL	Exemplary
PATRICIA KNOWLES EL	Recognized
DEER CREEK EL	Exemplary
PLEASANT HILL EL	Recognized
RUTLEDGE EL	Exemplary
JIM PLAIN EL	Exemplary
WINKLEY EL	Exemplary
RIVER PLACE EL	Exemplary
GRANDVIEW HILLS EL	Exemplary
PARKSIDE EL	Exemplary
WESTSIDE EL	Exemplary
RONALD REAGAN EL	Recognized
RIVER RIDGE EL	Exemplary



**Liberty Hill ISD • 260.5580**

[www.libertyhill.txed.net](http://www.libertyhill.txed.net)

Enrollment .....	2,364
Average Daily Attendance.....	96.5%
Drop Out Rate (Grades7-12 school year 06-07).....	1.3%
% Mastery of TAKS Tests.....	89%
% Of Students taking SAT.....	78.1%
Average SAT Score.....	1047
Student / Teacher Ratio.....	13.4: 1
Tax Rate.....	1.250
Per Pupil Expenditure.....	7,836

**Liberty Hill ISD**

Accountability Rating: *Recognized*

Campus Rating	Number of Schools
Exemplary	1
Recognized	4
Academically Acceptable	0
Academically Unacceptable	0
AEA: Academically Acceptable	0
AEA: Academically Unacceptable	0
Not Rated- Other	2
<b>Total</b>	<b>7</b>

Campus	Rating
LIBERTY HILL HS	Recognized
LIBERTY HILL MI	Exemplary
LIBERTY HILL EL	Recognized
LIBERTY HILL INT	Recognized
BILL BURDEN EL	Recognized

**Manor ISD • 278.4000**

[www.manorisd.net](http://www.manorisd.net)

Enrollment .....	5,825
Average Daily Attendance.....	95.5%
Drop Out Rate (Grades7-12 school year 06-07).....	2.3%
% Mastery of TAKS Tests.....	52%
% Of Students taking SAT.....	52.7%
Average SAT Score.....	929
Student / Teacher Ratio.....	14.8: 1
Tax Rate.....	1.515
Per Pupil Expenditure.....	8,457

**Manor ISD**

Accountability Rating: *Academically Acceptable*

Campus Rating	Number of Schools
Exemplary	0
Recognized	5
Academically Acceptable	5
Academically Unacceptable	1
AEA: Academically Acceptable	1
AEA: Academically Unacceptable	0
Not Rated- Other	1
<b>Total</b>	<b>13</b>

Campus	Rating
MANOR H S	Academically Acceptable
EXCEL HS	AEA: Academically Acceptable
MANOR NEW TECH	Academically Acceptable
MANOR MI	Academically Acceptable
DECKER MI	Academically Acceptable
MANOR ELEM	Recognized
BLUEBONNET TRAIL EL	Recognized
DECKER ELEM	Recognized

**Manor ISD cont.**

BLAKE MANOR ELEM	Recognized
PRES MEADOWS EL	Recognized
OAK MEADOWS EL	Academically Unacceptable
PIONEER CROSS. EL	Academically Acceptable



**Pflugerville ISD • 251.4159**

[www.pflugervilleisd.net](http://www.pflugervilleisd.net)

Enrollment .....	20,707
Average Daily Attendance.....	95.4%
Drop Out Rate (Grades7-12 school year 06-07).....	2.4%
% Mastery of TAKS Tests.....	73%
% Of Students taking SAT.....	76.7%
Average SAT Score.....	1006
Student / Teacher Ratio.....	15.0: 1
Tax Rate.....	1.470
Per Pupil Expenditure.....	7,189

**Pflugerville ISD**

Accountability Rating: *Academically Acceptable*

Campus Rating	Number of Schools
Exemplary	5
Recognized	15
Academically Acceptable	5
Academically Unacceptable	0
AEA: Academically Acceptable	0
AEA: Academically Unacceptable	0
Not Rated- Other	1
<b>Total</b>	<b>26</b>

Campus	Rating
PFLUGERVILLE H S	Recognized
CONNALLY H S	Academically Acceptable
HENDRICKSON HS	Recognized
PFLUGERVILLE MI	Recognized
WESTVIEW MI	Academically Acceptable
PARK CREST MI	Recognized
DESSAU MI	Recognized
KELLY LANE M S	Exemplary
PFLUGERVILLE EL	Exemplary
PARMER LANE EL	Recognized
TIMMERMAN EL	Exemplary
NORTHWEST EL	Recognized
DESSAU EL	Recognized
WINDERMERE EL	Recognized
RIVER OAKS EL	Recognized
BROOKHOLLOW EL	Recognized
SPRINGHILL EL	Recognized
WINDERMERE PRI	Recognized
COPPERFIELD EL	Recognized
MURCHISON ELEM	Exemplary
DELCO PRIMARY	Academically Acceptable
CALDWELL ELEM	Recognized
ROWE LANE EL	Exemplary
HIGHLAND PARK EL	Recognized
WIELAND EL	Academically Acceptable

**Round Rock ISD • 464.5000**

[www.roundrockisd.org](http://www.roundrockisd.org)

Enrollment .....	40,398
Average Daily Attendance.....	96.1%
Drop Out Rate (Grades7-12 school year 06-07).....	2.0%
% Mastery of TAKS Tests.....	83%
% Of Students taking SAT.....	85.7%
Average SAT Score.....	1078
Student / Teacher Ratio.....	14.6 : 1
Tax Rate.....	1.324
Per Pupil Expenditure.....	7,356

**Round Rock ISD**

Accountability Rating: *Recognized*

Campus Rating	Number of Schools
Exemplary	25
Recognized	16
Academically Acceptable	3
Academically Unacceptable	0
AEA: Academically Acceptable	1
AEA: Academically Unacceptable	0
Not Rated- Other	4
<b>Total</b>	<b>49</b>

Campus	Rating
ROUND ROCK H S	Recognized
WESTWOOD H S	Exemplary
MCNEIL H S	Recognized
STONY POINT HIGH	Recognized
SUCCESS PROGRAM	AEA: Academically Acceptable
STONY POINT NINTH	Recognized
C D FULKES MIDDLE	Academically Acceptable
NOEL GRISHAM MI	Recognized
CHISHOLM TRAIL MI	Recognized
CANYON VISTA MI	Exemplary
DEERPARK MI	Recognized
HOPEWELL MI	Recognized
CEDAR VALLEY MI	Exemplary
RIDGEVIEW MI	Recognized
JAMES WALSH MI	Exemplary
CLAUDE BERKMAN EL	Recognized
ELEMENTARY DAEP	Not Rated: Other
SPICEWOOD EL	Exemplary
XENIA VOIGT EL	Recognized
DEEP WOOD EL	Exemplary
FOREST NORTH EL	Exemplary
ANDERSON MILL EL	Recognized
KATHY CARAWAY EL	Exemplary
VIC ROBERTSON EL	Exemplary
PURPLE SAGE EL	Academically Acceptable
BRUSHY CREEK EL	Exemplary
WELLS BRANCH EL	Recognized
LAUREL MOUNTAIN EL	Exemplary
POND SPRINGS EL	Exemplary
BLUEBONNET EL	Academically Acceptable
DOUBLE TRAIL EL	Recognized
LIVE OAK EL	Exemplary
GATTIS EL	Exemplary
OLD TOWN EL	Exemplary
FERN BLUFF EL	Exemplary
JOLLYVILLE EL	Exemplary
CANYON CREEK EL	Exemplary
FOREST CREEK EL	Exemplary
CALDWELL HEIGHTS EL	Recognized
GREAT OAKS EL	Exemplary
BLACKLAND PRAIRIE EL	Exemplary

TERAVISTA EL	Exemplary
CACTUS RANCH EL	Exemplary
PATSY SOMMER EL	Exemplary
NEYSA CALLISON EL	Recognized
UNION HILL EL	Exemplary



**San Marcos ISD • 393.6700**

[www.san-marcos.isd.tenet.edu](http://www.san-marcos.isd.tenet.edu)

Enrollment .....	7,333
Average Daily Attendance.....	94.8%
Drop Out Rate (Grades7-12 school year 06-07).....	3.1%
% Mastery of TAKS Tests.....	67%
% Of Students taking SAT.....	57.8%
Average SAT Score.....	905
Student / Teacher Ratio.....	13.9: 1
Tax Rate.....	1.370
Per Pupil Expenditure.....	8,318

**San Marcos Cons. ISD**

Accountability Rating: *Academically Acceptable*

Campus Rating	Number of Schools
Exemplary	2
Recognized	4
Academically Acceptable	3
Academically Unacceptable	0
AEA: Academically Acceptable	0
AEA: Academically Unacceptable	0
Not Rated- Other	1
<b>Total</b>	<b>10</b>

Campus	Rating
SAN MARCOS H S	Academically Acceptable
HAYS CO. ALTER	Not Rated: Other
GOODNIGHT J H	Recognized
MILLER J H	Academically Acceptable
BOWIE EL	Exemplary
CROCKETT EL	Exemplary
DEZAVALA EL	Recognized
TRAVIS EL	Recognized
HERNANDEZ EL	Recognized
MENDEZ EL	Academically Acceptable



**Smithville ISD • 237.2481**

[www.smithville.isd.tenet.edu](http://www.smithville.isd.tenet.edu)

Enrollment .....	1,697
Average Daily Attendance.....	95.6%
Drop Out Rate (Grades7-12 school year 06-07).....	1.9%
% Mastery of TAKS Tests.....	70%
% Of Students taking SAT.....	65.2%
Average SAT Score.....	1023
Student / Teacher Ratio.....	12.3: 1
Tax Rate.....	1.280
Per Pupil Expenditure.....	7,848

**Smithville ISD**

Accountability Rating: *Academically Acceptable*

Campus Rating	Number of Schools
Exemplary	0
Recognized	4
Academically Acceptable	0
Academically Unacceptable	0
AEA: Academically Acceptable	0
AEA: Academically Unacceptable	0
Not Rated- Other	0
<b>Total</b>	<b>4</b>

Campus	Rating
SMITHVILLE HS	Recognized
SMITHVILLE JH	Recognized
SMITHVILLE EL	Recognized
BROWN	Recognized

**Taylor ISD • 352.6361**

[www.taylor.isd.tenet.edu](http://www.taylor.isd.tenet.edu)

Enrollment .....	3,112
Average Daily Attendance.....	95.7%
Drop Out Rate (Grades7-12 school year 06-07).....	2.6%
% Mastery of TAKS Tests.....	64%
% Of Students taking SAT.....	55.3%
Average SAT Score.....	972
Student / Teacher Ratio.....	15.1: 1
Tax Rate.....	1.200
Per Pupil Expenditure.....	8,348

**Taylor ISD**

Accountability Rating: *Academically Acceptable*

Campus Rating	Number of Schools
Exemplary	0
Recognized	1
Academically Acceptable	3
Academically Unacceptable	0
AEA: Academically Acceptable	0
AEA: Academically Unacceptable	0
Not Rated- Other	1
<b>Total</b>	<b>5</b>

Campus	Rating
TAYLOR H S	Academically Acceptable
WIL CO JJAEP	Not Rated: Other
TAYLOR MIDDLE	Recognized
T H JOHNSON EL	Academically Acceptable
NAOMI PASEMANN EL	Academically Acceptable

[www.esc13.net/thrall](http://www.esc13.net/thrall)

Enrollment .....	626
Average Daily Attendance.....	97.2%
Drop Out Rate (Grades7-12 school year 06-07).....	0.8%
% Mastery of TAKS Tests.....	79%
% Of Students taking SAT.....	83.3%
Average SAT Score.....	924
Student / Teacher Ratio.....	14.7: 1
Tax Rate.....	1.180
Per Pupil Expenditure.....	7,247

**Thrall ISD**

Accountability Rating: Academically Acceptable

Campus Rating	Number of Schools
Exemplary	2
Recognized	1
Academically Acceptable	0
Academically Unacceptable	0
AEA: Academically Acceptable	0
AEA: Academically Unacceptable	0
Not Rated- Other	0
<b>Total</b>	<b>3</b>

Campus	Rating
THRALL HS	Exemplary
THRALL MIDDLE	Recognized
THRALL EL	Exemplary

[www.wimberley.txed.net](http://www.wimberley.txed.net)

Enrollment .....	1,930
Average Daily Attendance.....	95.8%
Drop Out Rate (Grades7-12 school year 06-07).....	0.9%
% Mastery of TAKS Tests.....	87%
% Of Students taking SAT.....	81.1%
Average SAT Score.....	1015
Student / Teacher Ratio.....	12.4: 1
Tax Rate.....	1.213
Per Pupil Expenditure.....	7,991

**Wimberley ISD**

Accountability Rating: Recognized

Campus Rating	Number of Schools
Exemplary	0
Recognized	4
Academically Acceptable	0
Academically Unacceptable	0
AEA: Academically Acceptable	0
AEA: Academically Unacceptable	0
Not Rated- Other	0
<b>Total</b>	<b>4</b>

Campus	Rating
WIMBERLEY HS	Recognized
DANFORTH JH	Recognized
JACOB'S WELL EL	Recognized
SCUDDER PRI	Recognized

# School Resource Websites

- Region 13.....[www.esc13.net](http://www.esc13.net)
- Texas Education Agency.....[www.tea.state.tx.us](http://www.tea.state.tx.us)
- District Locator.....[www.tea.state.tx.us/SDL](http://www.tea.state.tx.us/SDL)
- Compair Schools.....[www.greatschools.net/modperl/go/TX](http://www.greatschools.net/modperl/go/TX)

**Private School Ratings**

<http://nces.ed.gov/surveys/pss/privateschoolsearch/>

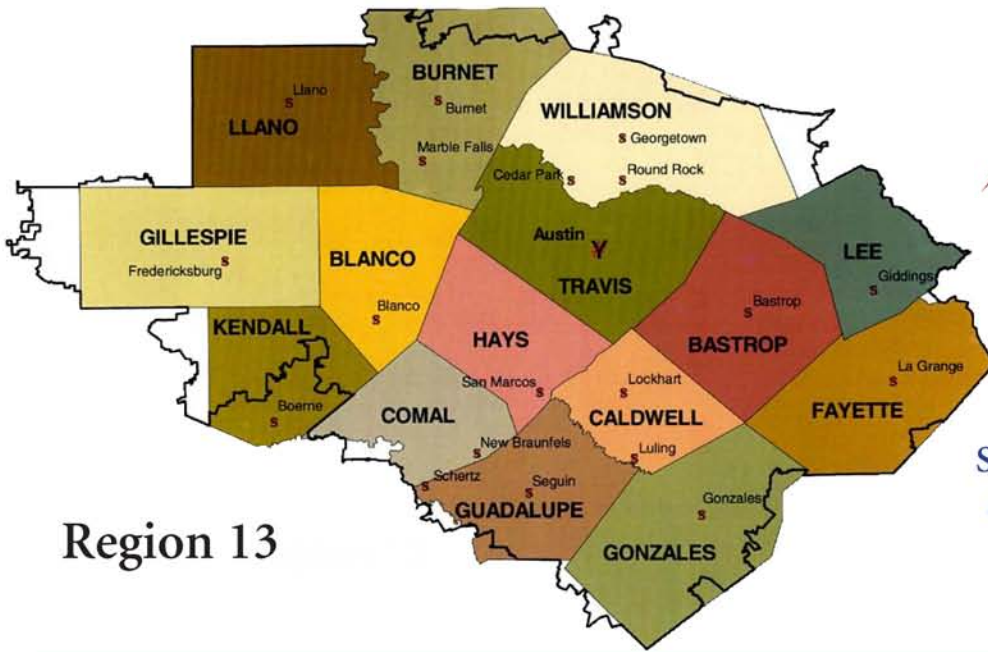
## Blue Ribbon Schools

The No Child Left Behind-Blue Ribbon Schools Program recognizes outstanding public and private schools that help students excel academically and that make significant progress in closing the achievement gap. For the past 26 years, this prestigious program has honored more than 5,800 of America's most successful elementary, middle and high schools, including almost 500 Texas schools. The schools are currently selected based on one of two criteria:

- At least 40 percent of a school's student body must come from disadvantaged backgrounds and students must show dramatic improvement in performance on the Texas Assessment of Knowledge and Skills (TAKS) over the past three years in reading or English language arts and mathematics; or
- The schools' students must be ranked in the top 10 percent on tests in reading or English language arts and mathematics.

### Past Blue Ribbon Schools in the Central Texas Area

Annie Webb Blanton Elementary School	Austin	00-01
Barton Creek Elementary School	Austin	00-01
Baty Elementary School	Austin	00-01
Canyon Vista Middle School	Austin	90-91, 99-00
C. D. Fulkes Middle School	Round Rock	01-02
Chisholm Trail Middle School	Round Rock	92-93
Daniel F. Ortega Elementary School	Austin	93-94
Dripping Springs Middle School	Dripping Springs	01-02
Eanes Elementary School	Austin	96-97
Fern Bluff Elementary School	Round Rock	00-01
Forest Trail Elementary School	Austin	89-90
Georgetown High School	Georgetown	94-96
Highland Park Elementary School	Austin	91-92
Hill Country Middle School	Austin	90-91
Hill Elementary School	Austin	93-94
James Bowie High School	Austin	92-93
Jollyville Elementary School	Austin	98-99
L.L. Campbell Elementary School	Austin	96-97
Lamar Middle School	Austin	01-02
Laurel Mountain Elementary School	Austin	91-92
Leona Doss Elementary School	Austin	98-99
Live Oak Elementary School	Austin	91-92
Lorenzo de Zavala Elementary School	Austin	96-97
Martin Junior High School	Austin	99-00
McNeil High School	Austin	99-00
Noel Grisham Middle School	Austin	94-96
North Oaks Elementary School	Austin	93-94
Pond Springs Elementary School	Austin	96-97
Robert E. Lee Elementary School	Austin	91-92
Sidney Lanier High School	Austin	97-98
Smith Elementary School	Austin	96-97
Stephen F. Austin High School	Austin	82-83
T.H. Johnson Elementary School	Taylor	85-86
Valley View Elementary School	Austin	96-97
Walnut Creek Elementary School	Austin	96-97
West Ridge Middle School	Austin	92-93
Westlake High School	Austin	88-89
Westwood High School	Austin	94-96
Will Davis Elementary School	Austin	98-99
Zilker Elementary School	Austin	98-99

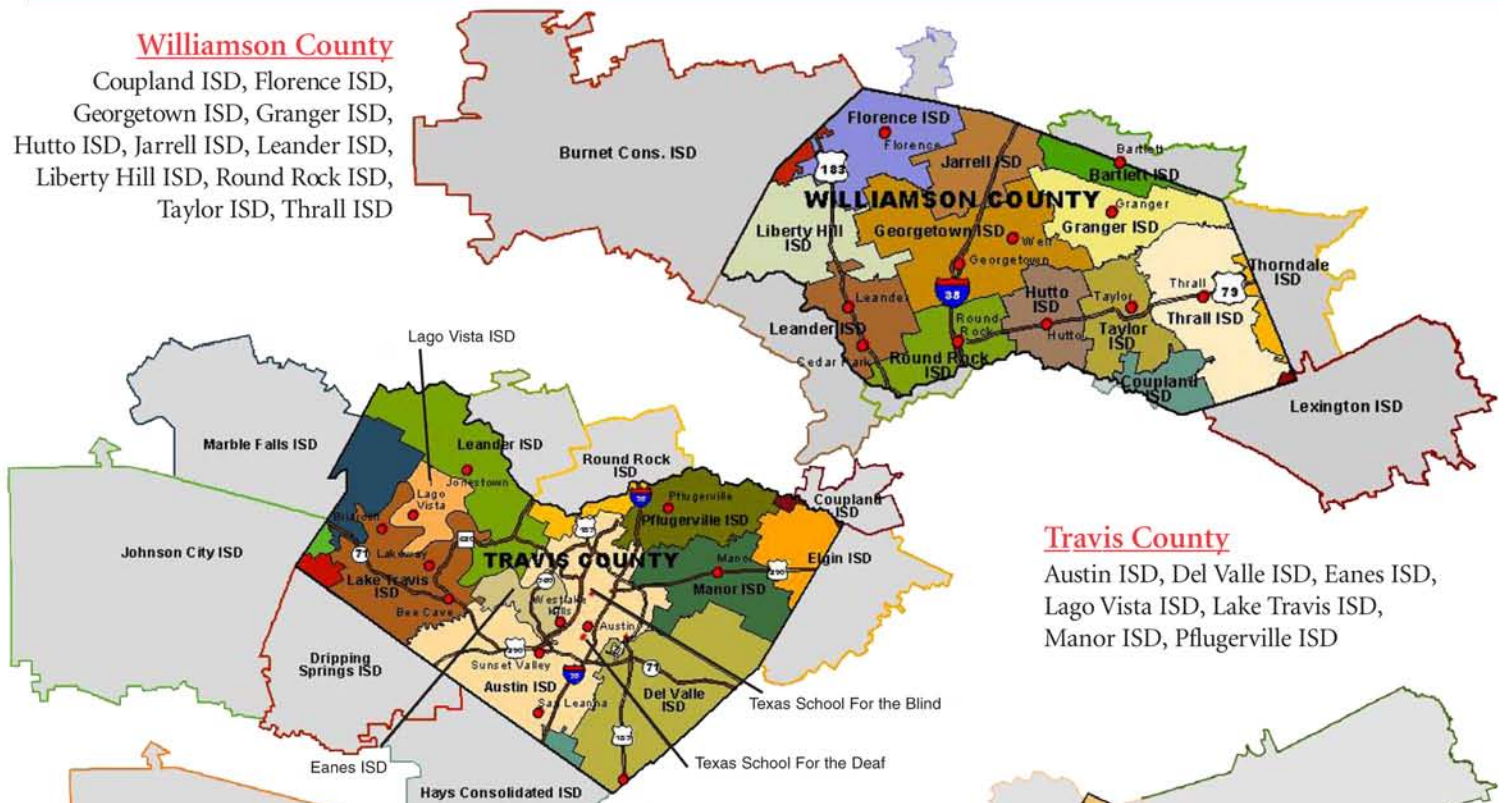


## Region 13

School District maps are located at the Texas Education Agency website at: <http://www.tea.state.tx.us/>

### Williamson County

Coupland ISD, Florence ISD, Georgetown ISD, Granger ISD, Hutto ISD, Jarrell ISD, Leander ISD, Liberty Hill ISD, Round Rock ISD, Taylor ISD, Thrall ISD



### Travis County

Austin ISD, Del Valle ISD, Eanes ISD, Lago Vista ISD, Lake Travis ISD, Manor ISD, Pflugerville ISD

### Hays County

Dripping Springs ISD, Hays Cons. ISD, San Marcos ISD, Wimberville ISD

### Bastrop County

Bastrop ISD, Elgin ISD, McDade ISD, Smithville ISD